

# PIPER J-4, J-5, PA-15, PA-16, PA-17

## Manuals




<i>Description</i>	<i>Part No.</i>
J-4 Parts Manual (photocopy) .....	J4PM
J-4 Service Manual .....	J4SM
J-4 1939 Paint Scheme .....	J4PS39
J-4 1940 Paint Scheme .....	J4PS40
J-4 1941 Paint Scheme .....	J4PS41
J-5 Parts Manual .....	J5PM
J-5 Service Manual .....	J5SM
J-5 1940 Paint Scheme .....	J5PS40
J-5 1941 Paint Scheme .....	J5PS41
Service Aids, Bulletins, Letters and Memos	
J Series (J-3 thru J-5) .....	PBLJ
PA Series (PA-11 thru PA-22) .....	PBLPA
PA-15/17 Parts List (not illustrated) .....	15PM
PA-16 Parts List (not illustrated) .....	16PM
PA-16 Paint Scheme .....	16PS
PA-16 Flight Manual .....	16FM
PA-15 & PA-17 Flight Manual .....	15/17FM
Piper Cub Engine Log .....	170-112
Piper Cub Airframe Log .....	750-111
Piper Classic Inspection Report .....	230-3000

PC 149

## Wings

### Wing Ribs for PA-15/17 and PA-16 FAA/STC Approved



#### One-Piece, Stamped Aluminum

For additional information and application chart for Individual Ribs, Replacement Rib Kits and Wings, see pages 5-58 to 5-60 of this catalog.

### FAA/PMA Approved Wing Spars

#### For PA-15 and PA-17

Left Hand Rear Spar .....	U11515-002
Right Hand Rear Spar .....	U11515-003
Left Hand Front Spar .....	U11516-002
Right Hand Front Spar .....	U11516-003

#### For PA-16

Left Hand Rear Spar .....	U11754-002
Right Hand Rear Spar .....	U11754-003
Left Hand Front Spar .....	U11753-002
Right Hand Front Spar .....	U11753-003

#### For J-5C (Metal Spars)

Left Hand Rear Spar .....	U14823-002
Right Hand Rear Spar .....	U14823-003
Left Hand Front Spar .....	U14753-002
Right Hand Front Spar .....	U14753-003

## Wings (continued)

Eliminate Repetitive AD Inspections of your Struts and Forks with Univair's New Oiled and Sealed Lift Struts FAA/PMA Approved



### Comply with AD 99-01-05

These struts include the New Heavy Duty, Heat Treated, Magnafluxed 5/8 inch Rolled Thread Strut Fork and Nut

(see below).

J-4 Front Strut .....	U85549-002
J-4 Rear Strut .....	U85550-002
J-5 Front Strut .....	U85552-002*
J-5 Rear Strut .....	U85553-002*
PA-15/17 Front Strut .....	U85556-002
PA-15/17 Rear Strut .....	U85557-002
PA-16 Front Strut .....	U85558-002
PA-16 Rear Strut .....	U85559-002


\* These struts are a larger cross section than the original J-5 struts. They will require larger jury strut clamps.

### Lift Strut Forks FAA/PMA Approved



New Heavy Duty, Heat Treated, 5/8 inch Rolled Thread Fork (for new sealed struts)

A For J-3, PA-11, PA-15, Stainless Steel and PA-17 (with nut) .....	U1600-01*
A For J-4 (with nut) .....	U1600-02*
B For J-5, PA-12, PA-14, Stainless Steel PA-16, PA-18, PA-20 and PA-22 (with nut) .....	U89201-003*



C Original size, rolled thread, magnafluxed 7/16-inch Fork for J-3 and PA-11 Stainless Steel (complies with A.D. 81-25-05) .....	U13770-003
D 3/8-inch Fork for PA-15, PA-17 .....	U11281-004
E 7/16-inch Fork for PA-16 .....	U14481-003

## Fuselage

For information on Stringer Blanks see the Raw Materials section of this catalog.


## PA-15/17 Control Surfaces and Parts

<i>Description</i>	<i>Part No.</i>
Elevator, uncovered .....	40572-000
Vertical Stabilizer .....	U40592-000
Rudder, uncovered .....	U40622-000
Horizontal Stabilizer, uncovered .....	U40643-000
Rudder Attach Hardware .....	PSK-1
Elevator Attach Hardware .....	PSK-2

### PA-15/17 Ailerons FAA/PMA Approved

Left Hand, uncovered .....	U42585-000
Right Hand, uncovered .....	U42585-001

### Tailbrace Wires — FAA/PMA Approved



### Stainless Steel Round Wires for J-5, PA-15/17, PA-16

Upper Wire Assembly .....	U10555-002
Lower Wire Assembly .....	U10556-002
Original Installation Kit .....	10555-KIT

(for the first time round wires are installed)

### Stabilizer Yoke and Adjustment Screw FAA/PMA Approved



Yoke .....	U42692-000
Adjustment Screw .....	U42961-102

### Stabilizer Tube for PA-15/17 FAA/PMA Approved



Part Number .....	U11586-000
-------------------	------------

## Piper Pulleys

For pictures and a complete list of Piper pulleys, see page 5-5 of this catalog.


All items on this page are Price Code 150 unless otherwise noted

Price and availability subject to change without notice. Univair's Toll Free Sales: 1-888-433-5433

# PIPER J-4, J-5, PA-15, PA-16, PA-17

## Landing Gear and Parts

**FAA/PMA  
Approved**



<i>Description</i>	<i>Part No.</i>
J-5 Left Hand Landing Gear, uncovered.....	U30452-000
J-5 Right Hand Landing Gear, uncovered.....	U30452-001
PA-16 Left Hand Landing Gear, uncovered.....	L11782-000
PA-16 Right Hand Landing Gear, uncovered.....	L11782-001
PA-15/17 Left Hand Landing Gear, uncovered.....	U11554-000
PA-15/17 Right Hand Landing Gear, uncovered.....	U11554-001
J-5 Shock Strut, long.....	U30432-000
J-5 Shock Strut, short.....	U30442-006
J-5 Cabane Vee.....	U30473-000
PA-17 Shock Strut, short.....	U11803-000
PA-17 Shock Strut, long.....	U11804-000
PA-17 Shock Strut Adapter.....	U11806-000

### PA-17 Shock Strut Pieces FAA/PMA Approved



Short Strut.....	U11803-000
Long Strut.....	U11804-000
Adapter.....	U11806-000

**Note: The U11553-000  
PA-15 Landing Gear Brace  
is no longer available.**

### Tailwheel Springs FAA/PMA Approved



J-5 Spring Assembly.....	J3TWSHR
PA-15 Spring Assembly (PA15TWS).....	PA17TWS
PA-16 Spring Assembly, SN 1-272.....	PA16TWS4L
PA-16 Spring Assembly, SN 273 and up (PA16TWS4L-1).....	PA18TWS4L
PA-17 Spring Assembly.....	PA17TWS

### Shock Cords



**For additional information on Shock  
Cords, see Miscellaneous section of this  
catalog. Refer to index for page number.**

## Miscellaneous

### Engine Mounts FAA/PMA Approved



J-5.....	U00032-016
PA-17 (shown above).....	L11824-000

### FAA/PMA Approved Metal Hub Caps Stamped Metal, Not Plastic!



**For original 8.00X4**



**For 6.00X6 Cleveland**

Stamped with "CUB" .....	U31702-000	Stamped with "CUB" .....	U1680-00
Plain.....	U31702-002	Plain.....	U1680-02
<b>PC 150</b>			

### FAA/PMA Approved Spinner Assembly



**For Piper models PA-12,  
-16, -18, -20, and -22 with  
O-235 or O-290 engines  
with AM series Sensenich  
propellers.**

Spinner Assembly.....	U13661-A
-----------------------	----------

### "Cub" Mask



Fits over the raised letters on the above hub caps and makes the job of painting cleaner and neater.

Cub Mask.....	<b>PC 350</b> .....CUB-MASK
---------------	-----------------------------

### Windshields

J-4, Clear.....	00079-020
J-4, Tinted.....	00079-020G
J-5, Clear.....	52412-000
J-5, Tinted.....	52412-000G
J-5C, Clear.....	10212-000
J-5C, Tinted.....	10212-000G
PA-15/16/17, Clear.....	11631-000
PA-15/16/17, Tinted.....	11631-000G

### Fuel Drain Items for J-3, J-4, PA-15/17 Fuselage Fuel Tanks with 3/8 inch NPT Drain Boss (for compliance with AD 85-06-04)

Aluminum Elbow.....	<b>PC 580</b> AN915-3D
Aluminum Reducer.....	<b>PC 580</b> AN912-3D
Drain Valve.....	22179-000
Plastic Tube (sold per foot, 3 feet required).....	189-543

## Cleveland Wheel and Brake Kit



Convert from your Goodrich Wheels and Brakes to the new Cleveland Wheels and Brakes, which use the 6.00 x 6 tires. FAA 337 approval required on some installations. Request STC SA11RM-1.25 when you purchase the above kit and it is available at no charge. Not applicable on J-4, & J-5.

**Lines & Fittings Pictured are not included  
in kit, order separately below:**

Cleveland Conversion Kit <b>PC 660</b>	199-07100
Installation may require:	
Lines (2 each).....	<b>PC 150</b> U60703-002
Elbows (2 each) (558-819).....	<b>PC 525</b> 502X4
Elbows (2 each) (460-677).....	<b>PC 525</b> 402X4
STC, for 1 1/4 inch axle.....	<b>PC 150</b> .STC-SA11RM-1.25

### Grove 800 x 4 Disk Brake

**Conversion (Goodrich wheels and brakes only)**



**New FAA/PMA  
Approved Disc Brake  
Conversion**

- Maintain your classic look
- Use your existing wheels, tires and tubes
- Use your existing master cylinder and brake lines
- Easy Installation - all parts & special tools included

Grove Brake Conversion.....	76000
-----------------------------	-------

### Goodrich Brake Assembly Parts



**For all Pipers  
with 8.00 X 4  
wheels**

### While Supply Lasts!

Brake Block.....	B27-59-1
Spring.....	B21-35
Shield.....	A72-30

**PC 670**

**For more details, see the Goodrich D3-13A-1  
Assembly in the Tires, Wheels and Brakes  
section of this catalog.**