

**Piper PA-12/14 Section Index**

<i>Section</i>	<i>Page No.</i>
Manuals .....	5-11
Wings .....	5-11, 5-12
Fuselage .....	5-12
Tail Surfaces .....	5-13
Control System .....	5-13
Chassis and Landing Gear .....	5-14
Brake System .....	5-14, 5-15
Cockpit and Enclosure .....	5-15
Cowling and Engine .....	5-15, 5-16
Fuel System .....	5-16, 5-17
Electrical System .....	5-17
Miscellaneous .....	5-17
Decal's .....	5-65

For batteries, brakes, propellers, wheels and windshields, look in the specific sections in this catalog.

**Manuals**



<i>Description</i>	<i>Part No.</i>
PA-12 Parts Manual.....	12PM
PA-12 Paint Scheme .....	12PS
PA-14 Parts Manual (not illustrated).....	14PM
PA-14 Paint Scheme .....	14PS
Service Aids, Bulletins, Letters and Memos, PA-11 thru PA-22.....	PBLPA
PA-12 Operating Limits .....	12FL
PA-12 Flight Manual .....	12FM
PA-14 Flight Manual .....	14FM
PA-14 Operating Limits .....	14FL
Piper Classic Inspection Report.....	230-3000

**Manuals are Price Code 149**

**Wings**

<i>Description</i>	<i>Part No.</i>
Flap Push-Pull Bearing (PA-14) .....	U452-335
Wing Tip Bow .....	U453-126
Diagonal End Brace Tube (PA-12) .....	U10112-007
Wing Trailing Edge (PA-12) .....	U10117-000
PA-12 #2 Full Rib (10119-000) .....	U1234-00
Leading Edge Inboard U Channel .....	U10123-000
Left Rear Jury Strut Clamp.....	U10124-000
Right Rear Jury Strut Clamp .....	U10124-001
Left Front Jury Strut Clamp.....	U10125-000
Right Front Jury Strut Clamp .....	U10125-001

**Wings (continued)**

<i>Description</i>	<i>Part No.</i>
Left Jury Strut .....	U10126-000
Right Jury Strut .....	U10126-002
Navigation Light Wire (10128-027) .....	U10128-028
Navigation Light Wire .....	U10128-028
Bolt Lock Plate .....	U10151-000
Tie Rod Nipple, #5 Bay .....	U10201-000
Jury Strut Brace .....	U10203-000
Tie Rod Nipple, #1, 2, 3, 4 Bay .....	U10211-000
Clevis Tie Rod, #5 Bay .....	U10221-000
Upper Front Strut Cuff, Left Hand .....	U10225-000
Upper Front Strut Cuff, Right Hand .....	U10225-001
Upper Rear Strut Cuff, Left Hand .....	U10226-000
Upper Rear Strut Cuff, Right Hand .....	U10226-001
Rear Spar Butt Hinge Fitting .....	U10391-000
Front Spar Butt Hinge Fitting .....	U10401-000
Lift Strut Filler Block (PA-12) .....	U10451-000
Lift Strut Rear Spar Fitting .....	U10522-000
Lift Strut Front Spar Fitting .....	U10532-000
#8, 10, 12, 13 Rib (PA-14) .....	10732-005
Aileron Hinge Bracket .....	U10912-004
Flap/Aileron Bearing Block.....	U10921-000
Hinge Bracket Clamp.....	U10931-000
Navigation Light Wire Clip .....	U11061-000
Cable Fairlead U Bracket.....	U11151-000
Upper Wing Root Fairing (PA-14).....	U11523-000
Flap Bellcrank Bracket (PA-14).....	U11672-000
Aileron Bellcrank Rear Spar Bracket Angle (PA-14).....	U11675-002
Flap Bellcrank Rear Spar Bracket Angle (PA-14) .....	U11675-003
Flap Push-Pull Rod (PA-14) .....	U11677-000
Flap Bellcrank Stop Plate (PA-14).....	U11678-000
Aileron Bellcrank Fitting, LH.....	U11722-000
Angle Spar at #1 Flap Hinge Bracket (PA-14) .....	12028-000
Channel Brace, 8-1/2-inch .....	U12252-002
Channel Brace, 16-inch.....	U12252-003
Channel Brace, 17-inch.....	U12252-004
Channel Brace, 6-1/4-inch .....	U12252-006
Channel Brace, 7-3/4-inch .....	U12252-007
Channel Brace, 12-3/4-inch .....	U12252-008
#1 Butt Rib to Leading Edge Plate (PA-14) .....	12331-002
Left Wing Tip Cover .....	U12412-000
Right Wing Tip Cover.....	U12412-001
Center Aileron Bracket (PA-12) .....	U12482-000
Front Spar Rear Brace .....	12692-005
Rear Spar Front Brace .....	12692-006
Aileron and Flap Bellcrank to Push Rod Screw.....	12713-004
Round Inspection Cover:	
Original Piper .....	U12761-002
Generic .....	<b>PC 399</b> 483-10
Lift Strut Clevis Bolt .....	U13241-000
#4, #6 Drag Strut.....	U14222-000
#1 Drag Strut.....	U14852-000
#3 Drag Strut.....	U14862-000
#2 Drag Strut.....	U14872-000
Upper "N" Brace Tube at Strut point .....	U16462-000


**Wings (continued)**

**Eliminate Repetitive AD Inspections of Your Struts and Forks with Univair's New Oiled and Sealed Lift Struts - FAA/PMA Approved**

**Comply with A.D. 99-01-05**

Front Strut.....U85552-002  
Rear Strut.....U85553-002  
These struts incorporate the new heavy duty, heat treated, magnafluxed 5/8-inch rolled thread strut fork and nut. (See forks in photo below.)

**Stainless Steel  
FAA/PMA Approved Lift Strut Forks**



- A. Original Size 7/16-inch-diameter rolled thread fork .....U14481-003
- B. Heavy Duty 5/8-inch-diameter fork for oiled and sealed struts, supplied with nut .....U89201-003

<i>Description</i>	<i>Part No.</i>
Lower "N" Brace Tube at Strut point .....	U16472-000
Front Spar Bow Rear Attach Fitting .....	U16551-000
Front Spar Bow Front Attach Fitting .....	U16561-000
Rear Spar Bow Rear Attach Fitting .....	U16611-000
Short Fairlead Segment .....	U40071-000
Fairlead Snap Ring .....	U40081-000
Flap Bellcrank, Right Hand (PA-14) .....	U40092-009
Flap Bellcrank, Left Hand (PA-14) .....	U40092-010
Aileron Cable, in wing (PA-12).....	U40123-018
Bottom Front, Wing Root Fairing (PA-12) .....	U60361-000
Bottom Rear, Wing Root Fairing, Left Hand (PA-12).....	U60441-000
Bottom Rear, Wing Root Fairing, Right Hand (PA-12).....	U60441-001
Top Root Fairing, Left Hand (PA-12) .....	U60451-000
Top Root Fairing, Right Hand (PA-12) .....	U60451-001
Jury Strut Cover Attach Grommet (PA-14) .....	U60671-000
Center Section Leading Edge Fairing, Left Hand (PA-12*) .....	60681-000
Center Section Leading Edge Fairing, Right Hand (PA-12*) .....	60681-001

\*PA-12 Serial Numbers: 1-2903, 2907, 2911, 2914, 2915, 2917, 2925, 2950, 3028S, 3901, 3902 & 3903.

# PIPER PA-12 / PA-14

## Wings (continued)

### Wing Spars FAA/PMA Approved

Left Front .....	U14753-002
Right Front .....	U14753-003
Left Rear .....	U14823-002
Right Rear .....	U14823-003

### Wooden Wing Tip Bow FAA/PMA Approved



Wing Tip Bow.....	U453-126
-------------------	----------

### Complete PA-12 Flap Kit

The parts listed below are used in the flap installation in the PA-18. The STC & Drawings may be purchased from:

Ron Sullivan | Phone: 907-345-4630  
P.O. Box 110164 | rsullivan@alaska.com  
Anchorage, AK 99511

No. Req'd.	Description	Part No.
1	LH Flap, uncovered.....	U12768-000
1	RH Flap, uncovered.....	U12768-001
1	LH Flap, False Spar.....	U12784-005
1	RH Flap, False Spar.....	U12784-003
1	LH Flap, False Spar.....	U11670-003
1	RH Flap, False Spar.....	U11670-003
2	Flap Hinge Bracket.....	U10703-004
2	Flap Hinge Bracket.....	U10703-003
2	Flap Bellcrank Bracket.....	U11672-000
4	Angle Reinforcement.....	U11675-002
2	Angle Reinforcement.....	U11675-003
1	Bellcrank.....	U40092-009
1	Bellcrank.....	U40092-010
2	Flap Control Rod.....	U11677-000
4	Bearing.....	U452-335
2	Upper Flap Control Cable.....	U40123-077
2	Flap Return Spring.....	U14384-000
4	Cable to Bellcrank Link.....	U81262-014
5	Pulley.....	U41001-008
1	Flap Control Lever.....	U12774-000
1	Flap Lever Ratchet.....	U12776-000
1	Tube Liner.....	U86062-079
Complete PA-12 Flap Kit (as listed above, uncovered).....		PA12-FLAP-U
Installation Kit Only (all parts above, except flaps).....		PA12-FLAP-K

### One-piece Stamped Aluminum Wing Ribs for PA-12 and PA-14 FAA/STC Approved

For additional information and application chart, see pages 101 and 102.  
For Individual Ribs, Replacement Rib Kits and Wings, see page 101 and 104.

## Wings (continued)

### Flaps & Ailerons, uncovered FAA/PMA Approved



Left Aileron, PA-12 & 14 .....	U42555-000
Right Aileron, PA-12 & 14.....	U42555-001
Left Flap, PA-14 .....	U11686-000
Right Flap, PA-14 .....	U11686-001

## Fuselage

Description	Part No.
1/4-inch Steel U Channel (6-foot length) (750-284).....	X141472
3/8-inch Steel U Channel (6-foot length) 24 gauge .....	U750-285
(6-foot length) 20 gauge .....	U750-285HD
Stabilizer Yoke Inspection Cover Grommet .....	U10292-000
Tail Inspection Cover Grommet .....	U10293-000
Inspection Plate original Piper .....	U12761-002
or.....	<b>PC 399</b> 483-10
Engine Mount Lower Attach Fitting.....	20291-000
Engine Mount Upper Attach Fitting.....	20301-000
Stabilizer Screw Upper Bearing Bracket.....	20491-002
Stabilizer Screw Upper Bearing.....	20491-003
Tailwheel U Front Attach Fitting.....	U20631-000
Torque Tube Rear Bearing Bracket (PA-12) .....	20751-000
Landing Gear Fittings:	
L/H.....	U21262-002
R/H.....	U21262-003
Floorboard Attach Fitting (PA-12).....	24101-000
Rudder Pedal and Floorboard Front Attach Fitting (PA-12) .....	24121-002
Rudder Pedal and Floorboard Rear Attach Fitting (PA-12) .....	U24121-003
Stabilizer Yoke Inspection Cover, Left Hand.....	U60571-000
Stabilizer Yoke Inspection Cover, Right Hand.....	U60571-001
Tail Inspection Cover, Left Hand .....	U60742-000
Tail Inspection Cover, Right Hand .....	U60742-001
Stabilizer Screw Lower Bearing (PA-12).....	80022-020
Attach Washer.....	80122-007
Cowl Spacer Washer.....	80122-043
Inspection Ring Piper Style.....	U85012-078
or.....	<b>PC 399</b> 483-15
Drain Grommet .....	U80122-053

### Tailpost Assembly



Tailpost Assembly .....	U22412-000
-------------------------	------------

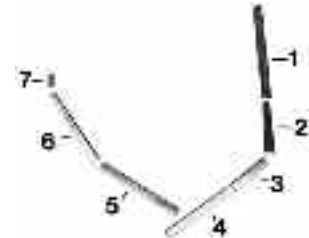
### Wing Leading Edge Skins FAA/PMA Approved

Left Inboard.....	U10116-002
Right Inboard .....	U10116-003
Left Center .....	U10116-004
Right Center .....	U10116-005
Left Outboard .....	U10116-006
Right Outboard.....	U10116-007

## Fuselage (continued)

Description	Part No.
Tail Tie Rod Plate .....	80292-015
Rectangular Inspection Cover Grommet .....	U80541-002
Tailwheel Attach Front Plate.....	81102-005
Landing Gear Front Fitting Gusset.....	81272-015
Rectangular Inspection Cover.....	82461-000

### PA-12 Door Channel Kit



PA-12 Door Channel Kit .....	819-12
------------------------------	--------

Separate items are listed below.  
Pre-formed 4130 steel channels to replace door channels covered by Piper Service Bulletin No. 819.

Fig.	Part Number
1 .....	819-12-11
2 .....	819-12-12
3 .....	819-12-13
4 .....	819-12-14
5 .....	819-12-15
6 .....	819-12-16
7 .....	819-12-17

**FAA-337 Approval required for installation.**

### Inspection Rings and Plates

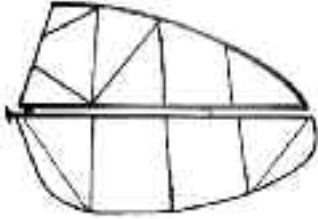


Inspection Ring .....	U85012-078
or.....	<b>PC 399</b> 483-15
Inspection Plate .....	U12761-002
or.....	<b>PC 399</b> 483-10

For a complete listing of Common Piper Grommets, see page 5-4 in this catalog.

All parts listed are for both PA-12 and PA-14 unless otherwise specified.

**Tail Surfaces, uncovered**



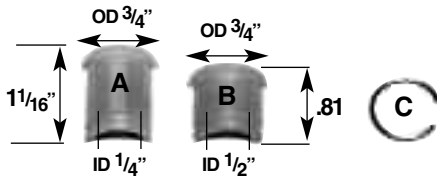
- Elevator .....40572-000
- Vertical Fin (FAA/PMA Approved) .....U40592-000
- Rudder (FAA/PMA Approved) .....U40622-000
- Horizontal Stabilizer .....40643-000
- Rudder Attach Hardware .....PSK-1
- Elevator Attach Hardware.....PSK-2

**Control System**

<i>Description</i>	<i>Part No.</i>
Control Pulley .....	U481-609
Tailbrace Wire (10074-02) .....	U10555-002
Tailbrace Wire (10074-03) .....	U10556-002
Tail Tie Rod Attach Fitting at Fin...U10075-002	
Upper Tail Tie Rod Attach Fitting at Stabilizer .....	U10075-003
Lower Tail Tie Rod Attach Fitting at Stabilizer .....	U10075-004
Stabilizer Adjustment Crank Pulley	U10080-000
Throttle and Stick Knob.....	10911-000
Aileron Cable Pulley (PA-14).....	U11200-000
Inboard Flap Hinge (PA-14) .....	U11682-000
Flap Lever Plunger Pawl (PA-14) .....	U11700-000
Stabilizer Adjustment Crank Pin (PA-14).....	U12105-000
Torque Tube Front/Rear Bearing Cap (PA-12) .....	21811-003

**For a complete listing of Piper Pulleys see page 48 in this catalog.**

**FAA/PMA Approved Fairleads**



- A Long Fairlead Segment .....U40701-000
  - B Short Fairlead Segment .....U40071-000
  - C Snap Ring.....U40081-000
- Each segment sold separately.**

**Liner Tubes  
FAA/PMA Approved**



- Link Assembly Liner Tube (upper tube in picture) (80132-11).....U86062-080
- Rear Liner Tube (lower tube in picture) (80132-10).....U86062-079

**Control System**

<i>Description</i>	<i>Part No.</i>
Aileron Bellcrank Left Side .....	U40092-000
Aileron Bellcrank Right Side.....	U40092-001
Control Stick Connect (PA-12) .....	U40261-000
Stabilizer Idler Yoke Assembly .....	U40651-000
Stabilizer Adjust Cable Rubbing Block (PA-12) .....	U40721-000
Stabilizer Yoke Link Tube Assembly (40771-000) .....	U14180-002
Rudder Pedal Spring (PA-12) .....	U40941-000
Aileron and Flap Control Cable Pulley .....	U41001-008
Adjustment Crank Escutcheon Plate.....	U41101-000
Stabilizer Adjustment Crank .....	U41111-002
Stabilizer Adjustment Indicator .....	U41121-000
Escutcheon Plate Spring .....	U41151-000
Torque Tube Bearing Shim (PA-12) .....	41371-005
Throttle Lever Connector Link (PA-12) .....	U41551-000
Stabilizer Screw Pulley Key .....	U41631-000
Stabilizer Adjustment Cable (PA-12) .....	U41671-005
Inboard & Outboard Aileron Hinge (PA-14) .....	U41881-000
Outboard Flap Hinge (PA-14).....	U41881-002
Aileron Center Hinge (PA-14) .....	U42441-000
Hinge Plate (PA-14) .....	U42491-000
Stabilizer Indicator Wire (PA-12) .....	U42664-003
Stabilizer Adjustment Yoke Assy. ....	U42692-000
Control Stick Stub (PA-12) .....	U42792-000
Control Stick Assembly (PA-12) .....	42812-000
Return Spring (PA-14) .....	U42891-000
Stabilizer Adjust. Screw (42961-000) .....	U42961-102
Stabilizer Adjustment Pulley .....	U43001-000
Stabilizer Adjustment Screw Pulley .....	U43061-000
Flap Lever Plunger Spring (PA-14) .....	50111-000
Fin Leading Edge Fairing .....	U60602-000
Stabilizer Indicator Wire Clamp (PA-12) .....	U80002-015
Bushing (PA-14) .....	U80012-003
Control Surface Long Bushing .....	U80022-044
Control Surface Short Bushing .....	U80022-045
Stabilizer Adjustment Cable Pulley Bushing (PA-14 SN 490 and up) .....	80022-067
Attach Washer .....	80122-007

**Control System (continued)**

<i>Description</i>	<i>Part No.</i>
Torque Tube Washer (PA-12) .....	80122-017
Stabilizer Yoke to Link Outer Washer .....	U80122-024
Attach Washer .....	U80122-041
Attach Washer .....	80122-086
Torque Tube Clamp (PA-14).....	80222-023
Elev. & Rudder Bungee Control Pulley .....	U80421-000
Throttle Friction Lug (PA-12).....	U81172-020
Rudder Pedal Floor Attach Link (PA-12) .....	U81262-008
Stabilizer Idler Yoke Link .....	U81322-003
Stabilizer Screw Top Pulley Washer .....	U81342-005
Stabilizer Yoke Link Inner Attach Washer (81342-008) <b>PC 590</b> .....	NAS1149F0532P
Swivel Fitting Washer .....	81342-019
Door Handle Attach Washer .....	U81342-020
Elevator Cable Spacer Washer (PA-14) .....	U81342-042
Bungee Cable Pulley Housing .....	U81381-000
Bungee Control Cable Spring .....	U81411-002
Stabilizer Adjust. Crank Pulley Lock Pin .....	81761-004
Stabilizer Adjustment Locking Pin (PA-14).....	81761-011
Rudder Pedal Spacer Washer (PA-12) .....	85012-004
Rudder Pedal Spacer Washer (PA-12) .....	85012-005
Flap Lever Spring Stop Washer (PA-14) (85012-006) .....	<b>PC 580</b> AN940-10
Aileron and Flap Attach Washer .....	85012-010
Bungee Attach Clamp .....	85211-000
Front Elevator Pulley Bushing (PA-14) .....	86102-043.

**Stabilizer Yoke and Adjustment Screw  
FAA/PMA Approved.**



- Yoke .....
- Adjustment Screw .....

**All parts listed are for both the PA-12 and the PA-14, unless otherwise specified.**

**PA-12 Control Cables-FAA/PMA Approved**



(See below)



<i>Description</i>	<i>Qty. Required</i>	<i>Galvanized Steel</i>	<i>Stainless Steel</i>
Rudder, Long.....	2	U40123-002	U40123-002S
Rudder, Short .....	2	U40123-007	U40123-007S
Aileron, In Wing .....	4	U40123-018	U40123-018S
Aileron, Control to Stick.....	2	U40123-021	U40123-021S
Elevator, to Upper Horn .....	1	U40123-022	U40123-022S
Elevator, to Lower Horn .....	1	U40123-023	U40123-023S
Bungee Control .....	1	U40123-035	U40123-035S
Stabilizer Adjustment (w/ Fairleads) .....	1	U41671-005	41671-006
Upper Parking Brake.....	1	U40123-024	U40123-035S
Lower Parking Brake .....	1	U40123-025	U40123-025S
Piper Special Fork .....		U461-132	

# PIPER PA-12 / PA-14

## Chassis and Landing Gear

### PA-12/14 Landing Gear FAA/PMA Approved



#### PA-12 Gear, uncovered

Left Hand .....U10028-000  
Right Hand .....U10028-001

#### PA-14 Gear, uncovered

Left Hand .....U11353-000A  
Right Hand .....U11353-001A

Please include aircraft serial number when ordering. PA-12 Landing Gears have Strap Brace on Gear. PA-14 Landing Gears have streamlined tube brace and may be used on the PA-12.

### Tailwheel Springs-FAA/PMA Approved



PA-12 Spring Set for Hard Rubber Tailwheel (PA12TWSHR) .....J3TWSHR  
PA-12 Spring Set for Pneumatic Tailwheel .....PA12TWSPNEU

### PA-12 Landing Gear Rubber Bumper Block



Part Number .....30831-000

<i>Description</i>	<i>Part No.</i>
Anchor Pin (750-006) .....	<b>PC 670</b> A20-54
Wheel and Drum Assembly (451-760) .....	D3-13A-1
Grease Felt Washer (750-010) .....	A56-4
Lock Side Ring (750-025) .....	A85-118
Felt Retaining Ring (750-026) .....	A85-218
Side Ring Casting (750-028) .....	B11-5
Cone Bearing (750-063) .....	<b>PC 570</b> 08125
Bearing Cup (750-064) .....	<b>PC 570</b> 08231
Felt Grease Retainer (750-065) .....	<b>PC 670</b> B227-52
Rudder Arm (750-330) .....	<b>PC 690</b> 1140
Hub Cap Assembly (750-638) .....	1882
Bronze Bushing (750-722) .....	1800
Tailwheel Arm Assembly (750-744) .....	1709
Tailwheel Fork (750-748) .....	2078
Grease Retainer (750-749) .....	<b>PC 690</b> U1863A-000
Tailwheel Hub (750-752) .....	<b>PC 690</b> 1967
Connector Assembly (750-753) .....	<b>PC 690</b> 2151
Landing Gear Vee Outer Fairing Assembly, Left Hand .....	U10283-000
Landing Gear Vee Outer Fairing Assembly, Right Hand .....	U10283-001

## Chassis and Landing Gear (continued)

<i>Description</i>	<i>Part No.</i>
Landing Gear Fairing Support Bracket .....	10690-000
Tailwheel Leaf Spring Top** (PA-14) .....	U10999-002
Tailwheel Leaf Spring Middle** (PA-14) .....	U10999-003
Tailwheel Leaf Spring Bottom** (PA-14) .....	U10999-005
Axle Nut .....	U30491-000
Tailwheel Leaf Spring Middle* (PA-12/14) .....	U30512-002
Tailwheel Leaf Spring Bottom* (PA-12/14) .....	U30512-004
Tailwheel Leaf Spring Top* (PA-12/14) .....	U30522-000
* PA-12 serial numbers 1-204	
** PA-14 serial numbers 490 and up	
Tailwheel Spring Attach Clamp .....	U30531-000
Shock Cord .....	U31322-005
Landing Gear Vee Bushing Insert .....	U80022-063
Attach Washer .....	U80122-041
Entrance Step .....	U81903-003

### Piper Hub Caps

Stamped Metal, Not Plastic!

### Raised Lettering-FAA/PMA Approved

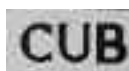


For original 8.00x4 For 6.00x6 Cleveland

Stamped with "CUB" Stamped with "CUB"  
.....U31702-000 .....U1680-00  
Plain .....U31702-002 Plain .....U1680-02

**PC 150**

### "Cub" Mask



Fits over the raised letters on the above hub caps and makes the job of painting cleaner and neater.

Cub Mask.....CUB-MASK

**PC 350**

### Maule Tailwheel Assemblies



Pneumatic Assembly .....TW-SFS-P8A-1-4  
Hard Rubber Assembly.....TW-SFSA-1-4

**PC 695**

## Chassis and Landing Gear (continued)

### FAA/PMA 3200 Tailwheel

FAA/PMA 3200 Tailwheel & Tailwheel parts available



FAA/PMA 3200 Series Tailwheel

.....3200

**PC 690**

## Brake System

<i>Description</i>	<i>Part No.</i>
Brake Shoe Assembly (451-702) .....	<b>PC 670</b> D2-113
Brake Bleeder Tee (451-771) .....	<b>PC 670</b> B57-239
Brake Cylinder Elbow (PA-14) (458-920) .....	<b>PC 525</b> 3400X2
Nozzle Spacer (PA-14) (750-016) .....	<b>PC 670</b> A64-3
Retraction Spring (750-029) .....	B21-35
Brake Block (750-033) .....	B27-59-1
Brake Inner Fairing (750-035) .....	B51-72
Brake Frame (750-039) .....	<b>PC 670</b> D12-101
Brake Frame Flange (750-041) .....	<b>PC 670</b> D15-25
Brake Piston (750-295) .....	<b>PC 690</b> 1383
Master Cylinder Diaphragm (2844) .....	U750-384
Master Cylinder Diaphragm Pad (750-385) .....	2003-1
Expander Tube Shield (750-893) .....	<b>PC 670</b> A72-30
Short Fairlead Segment .....	U40071-000
Fairlead Snap Ring .....	U40081-000
Parking Brake Upper Cable (PA-12) .....	U40123-024
Long Fairlead Segment .....	U40701-000
Brake Pedal Outboard Bearing Block (PA-12) .....	U41521-000
Brake Pedal Stop (PA-12) .....	U41561-000
Left Brake Pedal (PA-12) .....	U41602-000
Right Brake Pedal (PA-12) .....	U41602-001
Brake Cable Pulley .....	U43001-000
Brake Hose .....	U71061-004
Cable Pulley .....	U80421-000
Floor Attach Link (PA-12) .....	U81262-008
Spacer Washer (PA-12) .....	85012-004
Spacer Washer (PA-12) .....	85012-005

All parts listed are for both the PA-12 and the PA-14, unless otherwise specified.

**Brake System (continued)**

**Goodrich Brake Assembly Parts  
for all Pipers with 8.00 X 4 wheels**



**While Supply Lasts!**

Brake Block .....	B27-59-1
Spring .....	B21-35
Shield.....	A72-30

**PC 670**

For more details on Goodrich Brake Assembly parts, see the Goodrich D3-13A-1 Assembly in the Tires, Wheels and Brakes section of this catalog.

**Grove 800 x 4 Disk Brake Conversion (Goodrich wheels and brakes only)**



New FAA/PMA Approved Disc Brake Conversion

- Maintain your classic look
- Use your existing wheels, tires and tubes
- Use your existing master cylinder and brake lines
- Easy Installation - all parts & special tools included

Grove Brake Conversion .....	76000
------------------------------	-------

**Cleveland Wheel and Brake Kit**



Convert from your Goodrich Wheels and Brakes to the new Cleveland Wheels and Brakes, which use the 6.00 x 6 tires. FAA 337 or STC approval required for installation.

Request STC SA11RM-1.25 when you purchase the above kit and it is available at no charge. Lines & Fittings Pictured are not included in kit, order separately below:

Cleveland Conversion Kit <b>PC 660</b> .....	199-07100
--	-----------

**Installation may require:**

Lines (2 each) .....	<b>PC 150</b> ..U60703-002
Elbows (2 each) (558-819) .....	<b>PC 525</b> ..502X4
Elbows (2 each) (460-677) .....	<b>PC 525</b> ..402X4
STC, for 11/4 inch axle ..	STC-SA11RM-1.25

**Brake System (continued)**

**Brake Master Cylinders**



Left Hand (New) .....	1248H
Right Hand (New) .....	1260H

**PC 690**

**Brake Line  
FAA/PMA Approved**



Brake Line.....	U71061-004
-----------------	------------

**Cockpit and Enclosure**

<i>Description</i>	<i>Part No.</i>
Non-Recording Tachometer Shaft (486-565) .....	<b>PC 635</b> .. U1713-N340
Seat Spring (PA-14) .....	487-272
Seat Spring (PA-14) .....	487-274
Bolt Lock Plate .....	U10151-000
Switch Panel Cover (PA-12) .....	U10176-000
Left Hand Side Cockpit Trim (PA-12) (10256-000) .....	U10382-000
Instrument Cover Panel, Left Hand (PA-12).....	U10298-000
Instrument Cover Panel, Right Hand (PA-12).....	U10299-000
Rear Window Trim Strip, Left Hand.....	U10341-000
Cockpit Throttle Cover Panel (PA-12).....	U10382-000
Inside Door Panel (PA-12).....	U10386-000
PA-12 Door Window .....	10593-000
Instrument Panel Top Cover, 3-hole (PA-12).....	U10854-000
Instrument Panel Top Cover, 2-hole (PA-12).....	U10854-002
Seat Release Lever (PA-14) .....	U12079-000
Flap Lever Plunger Spring (PA-14) .....	50111-000
Door Latch Kit .....	52745-000
Floorboard and Brake Pedal Attach Clamp (PA-12) .....	U80222-003
Door Handle Attach Washer .....	U81342-020
Airspeed Hose (PA-14) .....	U83161-002

**To insure the proper selection of parts, we suggest that you use your PA-12 or PA-14 parts manual with this catalog.**

**Cockpit and Enclosure (continued)**

**Windshield**



Early PA-12, Round Top .....	10212-000
Late PA-12, Square Top .....	10680-000
PA-14 .....	11174-000

**NOTE: For a complete listing of windows and windshields, including tinted windshields, see our Window and Windshield section. Refer to index for page number.**

**Instrument Trim Panels  
FAA/PMA Approved**



Switch Panel Cover.....	U10176-000
Left Hand Instrument Cover Panel.....	U10298-000
Right Hand Instrument Cover Panel.....	U10299-000
Throttle Cover Panel .....	U10382-000
Instrument Panel Top Cover, 3-hole .....	U10854-000
Instrument Panel Top Cover, 2-hole .....	U10854-002

**PA-12 Throttle Control  
FAA/PMA Approved**



Throttle Control.....	U12694-002
-----------------------	------------

# PIPER PA-12 / PA-14

## Cowling and Engine (continued)

### Oil Pressure Flex Hose FAA/PMA Approved



For PA-14 .....U71061-000

<i>Description</i>	<i>Part No.</i>
Firewall Grommet, 3/8-inch (434-134) .....	<b>PC 590</b> MS35489-11
Firewall Grommet, 7/8-inch (434-142) .....	<b>PC 590</b> MS35489-22
Non-Recording Tachometer Shaft (486-565).....	<b>PC 635</b> U1713-N340
Front Left Hand Baffle Bracket (PA-12) .....	10173-000
Rear Baffle Bracket (PA-12).....	10175-000
Muffler, less Shroud.....	U10308-003
Inner Cylinder Outer Baffle Tube.....	10415-002
Inner Cylinder Baffle Tube .....	10415-003
Muffler Clip .....	U10430-000
Muffler Shroud (PA-12).....	U10431-000
Baffle Tie Rod, 3-1/2-inch.....	U10487-000
Cowl Mounting Bracket, Left Hand (PA-12) .....	U10694-000
Cowl Mounting Bracket, Right Hand (PA-12).....	U10694-001
Cowl Mounting Bracket (PA-12)....	U10695-000
Air Box Attach Bolt (PA-14).....	10836-002
Nose Cowl Support Brace (PA-14)	U11410-000
Strainer to Carburetor Fuel Line (PA-12).....	U70322-012
Exhaust Stack and Muffler Attach Clamp.....	U70591-002
Carburetor Air Scoop Attach Gasket .....	73451-003
Inner Cylinder Baffle .....	74912-000
Cable Clamp .....	80032-034
Firewall Cowl Spacer .....	80122-043
Swivel Fitting Washer.....	81342-019
Cable Attach Fitting .....	U91193-000

### FAA/PMA Approved-Spinner Assembly



This spinner assembly is for Piper models PA-12, PA-16, PA-18, PA-20 and PA-22 with O-235 or O-290 engines with AM series Sensenich propellers.

Spinner Assembly.....U13661-A

## Cowling and Engine (continued)

### All-Aluminum Cowling FAA/PMA Approved



PA-12/14 Nose .....	U10189-000
PA-12 Bottom .....	U10698-000
PA-12 Top .....	U10699-000
PA-12 Fuselage .....	U10691-000
PA-12 Left Side.....	U10701-000
PA-12 Right Side .....	U10701-001

### PA-12/14 Engine Mount

FAA/PMA  
Approved



PA-12/14 Engine Mount .....

## Cowling and Engine (continued)

### Shielded Ignition Leads at Low Prices!



101 series, 7mm, fits all engines with S4 and S6 Bendix series or Slick Magnetos that have the threaded back plate. For additional details on ignition leads, see the Engine Parts and Accessories section in this catalog.

### Muffler Bail



Welded inside muffler outlet to guard against Flame Tube failure and obstruction of exhaust outlet. Field Approval required

Muffler Bail .....

### PA-12/14 Muffler

(shroud excluded; includes U452-093 muffler bail)



PA-12/14 Muffler .....

### PA-12 Shroud



PA-12 Shroud.....

### Propellers

Contact UNIVAIR for Big Savings on Sensenich 76AM series propellers for O-235 and O-290 Lycoming engines.

All parts listed are for both the PA-12 and the PA-14, unless otherwise specified.

# PIPER PA-12 / PA-14

## Fuel System

<i>Description</i>	<i>Part No.</i>
Header Tank Felt Strip (PA-12) .....	180-497
Firewall Grommet, 3/8-inch (434-134).....	<b>PC 590</b> MS35489-11
Firewall Grommet, 7/8-inch (434-142).....	<b>PC 590</b> MS35489-22
Primer Pump Assembly .....	U451-100
Primer Line Tee (460-652).....	<b>PC 525</b> 702X2
Shut-Off to Tee Elbow (PA-14) (460-661).....	<b>PC 525</b> 3400X4
Jet Primer (468-340) .....	U31197-000
Fuel Strainer Screen .....	U750-272
Fuel Strainer Bowl Seat .....	750-273
Left Tank Cover .....	U10118-000
Right Tank Cover .....	U10118-001
Long Primer Line at Engine Cylinder .....	10143-020
Short Primer Line at Engine Cylinder (PA-14).....	10143-061
Primer Outlet Line (PA-14) .....	10143-063
Primer Inlet Line to Fuel Strainer (PA-14).....	10143-065
Fuel Gauge Plug.....	U10676-004
Fuel Gauge Access Plate.....	U10878-000
Flex Fuel Line Strainer to Carburetor .....	U70322-012
Flex Hose at Fuel Tank .....	U70322-020
Gascolator Mounting Bracket .....	U71991-000
Strainer Bowl Seat Nut .....	U72302-003
Control Cable Clamp .....	U80032-034
Shut-Off to Fuel Strainer Fuel Line..	82371-004
Fuel Strainer Gasket .....	U85012-032
Fuel Gauge Top Gasket (PA-14).....	U85012-051

### Complete Piper Gascolator FAA/PMA Approved

#### Metal Bowl with Quick Drain



Piper Gascolator.....U14330-002

### Wing Fuel Drain Valve FAA/PMA Approved

Part Number.....**PC 560** F391-14

**All Parts Listed are for both the PA-12 and the PA-14, unless otherwise specified.**

## Fuel System (continued)



### Gas Cap Gasket FAA/PMA Approved

Gas Cap Gasket .....U60750-006

### Fuel Gauge FAA/PMA Approved



Fuel Gauge Assembly  
(excludes float) .....U10676-007  
Housing Only .....U10676-012  
Glass Tube.....U10852-000

### Engine Primer Pump Assembly



Part Number .....U451-100

## Electrical System

<i>Description</i>	<i>Part No.</i>
5-Amp Circuit Breaker (454-648).....	<b>PC 625</b> W23X1A1G-5
10-Amp Circuit Breaker (454-649).....	W23X1A1G-10
15-Amp Circuit Breaker (454-650).....	W23X1A1G-15
Starter Switch (PA-12) (487-527) .....	U487-550
MasterSwitch (PA-12) (487-776) .....	<b>PC 580</b> AN3023-1B
Battery Box Door Frame (PA-12).....	U10276-000
Fuse Terminal Jumper (PA-12) .....	10438-000

**For more Strobes, Switches,  
and other related items, see  
the Lighting and Electrical  
section in this catalog.**

## Miscellaneous

<i>Description</i>	<i>Part No.</i>
Wing Root Cover Rubber Channel.....	187-555
1/4-inch Steel U Channel (6-ft. length) (750-284) .....	use X141472
3/8-inch Steel U Channel (6-ft. length).....	U750-285
Front Spar Splice Kit .....	750-736
Rear Spar Splice Kit .....	750-739
Rib Cap Strip Repair Section (12-in.)	U16651-004

## Miscellaneous (continued)

### PA-12 Instrument Panel



Blank.....CSI-1017

### Shock Cords



Refer to page 5-15 for product information.

**PC 650**

### Airpath Compass Model C-2300



Used in most light aircraft instrument panels that have 2-1/4-inch panel cutouts. Has self-luminous dial and built-in compensator magnets.

Airpath Compass.....**PC 635**.... C-2300

### Snap Vents



Transparent, adjustable ventilators that provide fresh air intake, exhaust or no draft, and are easily installed.

Vents, per pair, 2" diameter .....A2-100  
Radius Cutting Tool for  
Installation.....A2-100-T

**PC 610**